



PDC[®]
spas

SWIM SPA COLLECTION



TABLE OF CONTENTS

Aquatic Wellness	4
Hydromassage	6
Fun and Fitness	8
TruSwim® Technology	10
Exercise Equipment	12
Filtration	14
Construction	16
Options	18
TruSwim® Series	22
Summit™ Series	26
Synergy™ Series	32
Vitality™ Series	38





HEALTHIER WAY OF LIFE

Welcome to the PDC Spas® fine collection of swim and fitness spas. With 19 unique models in this line-up, there is a design sure to deliver the wellness and relaxation you crave, all while in the privacy of your home, on your timeframe and built with the life-long flawless performance you come to expect from the craftsmanship of an American made product.

Optimized for superior performance, each model offers unrivaled aquatic exercise to all levels of fitness enthusiasts. The patented TruSwim® propulsion design leads the industry as the widest, most balanced exercise lane with power adjustments for a light workout to a marathon training session. The Synergy™, Summit™ and Vitality™ models feature a series of high powered jets offering resistance for a full range of exercise routines from swimming to walking, or just plain relaxing.



EXERCISE AT YOUR PACE

Experience the improved health that only buoyant aquatic exercise offers. Swimming has endless benefits from exercise to rehabilitation to stress relief or simply enjoyment. Any type of exercise in the water is easier on the joints and burns calories quicker than land based routines for strengthening, toning and healing. From athletes in training to beginner enthusiasts, PDC Spas® swim and fitness spas are designed to challenge and inspire a healthier, happier lifestyle.




HYDROMASSAGE, THE ULTIMATE UNWIND

Today's lives are filled with daily stress and tension making an evening of soothing hydrotherapy the kind of relaxation you deserve. Slide into a body-sculpted seat or recliner, lay back for full body massage melting away the demands of the day with a deep tissue or gentle soothing comfort. With the touch of a button, powerful jet pumps deliver swirling warm water improving circulation, relieving joint pressure, soothing aching muscles, relaxing body and mind for a better night's sleep and overall wellness. Each swim and fitness model features unique hydromassage jet positioning targeting full back muscles, shoulders, hips and calves reducing swelling, promoting range of motion and improved flexibility.

RX6™ Standing Massage

The unique standing position and body-wrapping curves of the RX6™ massage columns offer a soothing hydromassage like no other, perfect for warm-ups, after workouts or unwinding relaxation. Select jetted swim spa models feature the RX6™ with swirling and pinpoint jets relieving shoulder, back and hip tension.







FUN AND FITNESS SOLUTION

Add a swim spa to your backyard and watch the family jump in for some good old-fashioned fun and frolic. Rediscover the meaning of quality time, taking a break from cell phones and video games as friends and family experience this year-round staycation. The enriched lifestyle a swim spa brings to your home is enjoyed by children, parents and empty-nesters alike. Swim, play and entertain!




Ultimate Fitness and Fun, Two-in One!
The PDC Spas® dual zone models feature not only a spacious 5 seat hot tub complete with body-hugging seats and recliner, but in addition, a fitness zone measuring an ample 14' for exercise and play.

Hot tub and fitness zones are controlled individually, heated and filtered separate from one another. Swim and exercise at a comfortable 84°F, then relax in the hot tub zone at a luxurious 102°F! Operate both zones year-round, or choose one or the other, as you desire.

TruSwim®

Our signature shell design with straight sidewalls and bullnose end keeps the swim current and return path separate for an unobstructive swim lane. This unique flat wall design is a symbol of manufacturing expertise and performance excellence offering a true swim path without interfering return current. *Illustration right.*



PATENTED SWIM TECHNOLOGY

The patented hydraulic dual prop propulsion design of TruSwim® leads the industry as the widest, most balanced, turbulence free swim path on the market. In developing this unique incomparable swim path, PDC Spas® designed TruSwim® with dual hydraulic side-by-side propellers for a wide, even resistance flow. This 42" path delivers up to 5,000 gallons per minute through honeycomb grates for a smooth, balanced resistance lane perfect for any fitness level. TruSwim® guarantees the ultimate in swim spa experience, unlike any other.




Digital programmable controls offer a full range of options for fitness sessions. The TruSwim® control center offers propulsion power selections and customized programmed exercise sessions for multiple users. No need to pause or exit the swim spa during your workout. Athletes of all levels from competitive swimmers to weekend triathletes and marathon enthusiasts compare TruSwim® to other brands and hands down agree the unique dual prop propulsion design and customized workout session provide an unparalleled swimming and aquatic fitness experience.





AQUATIC FITNESS SYSTEMS



MotionMat™ and MatTrax™

Stylish and safe, the non-slip MotionMat™ provides exceptional comfort and traction for all aquatic activities. This shock absorbent cushion provides the optimum surface for walking, jogging and other exercises. Coupled with the smooth, powerful swim current, the MotionMat™ system is an economical path to full body fitness. No need for an expensive treadmill, with MotionMat™ all you need is a little time for yourself. *Graphic design shown left.*

Offering a non-slip, cushioned tread for safely entering and exiting the swim spa, the MatTrax™ are offered in a standard or graphic design for all models, including fitness and hot tub zones in the 219 dual zone models.



AquaCross™

This gentle resistance tether system offers low impact for full body exercise increasing muscle mass, core strength and stamina. Swimming and a variety of aquatic workouts with the AquaCross™ system improve technique, stability and boost training.

AquaForce™

The versatile AquaForce™ system offers a range of exercise movements targeting upper body and core muscles. Simply snap into the stainless grommet, face forward or backward for a multitude of exercises above or below the water surface.

AquaBalance™

Stainless AquaBalance™ bars offer added balance and safety, positioned on sidewalls assisting in fitness moves. *(Optional on all models).*

AquaBar™

The AquaBar™, standard on all models, offers a convenient grip for standing workouts. This molded acrylic or stainless steel bar is located on the current end of each spa to promote balance and assist with a variety of underwater movements. All Synergy, Summit and Vitality models are integrated in the acrylic shell, while TruSwim® models feature a stainless version.



WELLNESS WITH WATER

The natural effects of aquatic exercise are proven to increase metabolism and burn more calories than going to the gym. There is no better way to control weight, strengthen and tone than regular swim spa use in the convenience of your home. Using our fitness systems enhance the effects of weightlessness and buoyancy while exercising against the resistance swim lane. Reaching your fitness goals is quicker and you have a lot more fun doing it! There is no better way to control and maintain your weight than regular use of your swim spa. Go ahead and skip the gym, head home to your backyard retreat.



NATURALLY CLEAN AND CLEAR

Proven Reliable Filtration

Set it and forget it, it's that simple. The digital programmable control center offers timed filtration and heating cycles to fit your schedule, assuring your swim spa is ready when you are. Whether your unit is equipped with the TruSwim® PowerFlo™ pressure-side system, or the dual suction-side Pristine™ system on other models, be assured your water is filtered and pure. All 219 dual zone models feature an additional Pristine™ system to guarantee your well-deserved relaxation and fitness sessions are clean, clear and effortless.

Clean with Confidence

Exclusive to PDC Spas®, know with confidence your swim spa is being sanitized, thanks to the EverLite2™ cabinet mounted sight glass. Rest assured, with a quick glance, the glowing EverLite2™ indicates the ozone and UV-C are hard at work purifying your swim spa.



Green-Minded Purification

All models feature EverPure2™ purification system where ozone and UV-C combine for sanitized clean, pure water. Ozone and UV have been used for years as a proven method for treating safe drinking water. PDC Spas® took it one step further with UV-C, a bulb specifically designed to treat contaminants common in warm water; hot tubs and swim spas. With the EverPure2™ system, you will use less harsh chemicals, while knowing it is being naturally sanitized.



REWARDING OWNERSHIP

Owning a swim spa will have a positive impact on your life in countless ways. At PDC Spas®, we are passionate about what we build, knowing how our products impact each and every one of our customers. You can rely on years and years of countless benefits, confident you have purchased the highest quality swim spa in the industry.

How Do I Install?

Without permits, extravagant excavation or months of anticipation, your lifetime of benefits can begin on delivery day. Unlike a traditional pool, your PDC Spas® swim spa requires only a level surface and electric connection making for a speedy install. Fill with a hose and within hours your new swim or fitness spa is the backyard retreat you have dreamed of. *Refer to Delivery and Installation Guide at <https://www.pdcspas.com/customer-care/spa-prep-and-maintenance>.*

How Much Does Operation Cost?

Estimating your operating cost has many variables that play into an honest answer to this most common question. Be aware of other claims that fail to consider factors such as the frequency and time of each use, set temperature, ambient temperature and cost of electricity where you reside. It is our estimate after years of serving the hot tub and swim spa industry, with our energy efficient features, one can enjoy a low energy cost of about \$1.50 a day while indulging in the many benefits of home fitness and relaxation.





AMERICAN INGENUITY

We invite you to compare all brands of swim and fitness spas to see for yourself the difference at PDC Spas®. It is easily recognizable in our constant advancements that we do not cut corners. We find solutions to build the finest products that make a difference in our customer's lives. Our manufacturing facility in North Central Pennsylvania is where American craftsman design, assemble and support each and every unit. Six decades of experience have earned PDC Spas® an unrivaled reputation of quality and service.

Innovative Cost Saving Design

Every PDC Spas® swim and fitness spa has been designed with unique features to ensure low operation costs and guilt free enjoyment in any season. Our quiet, high power energy efficient jet pumps, reliable filtration and heating systems are commanded by the easy to program digital control. Simply adjust the settings to best suit your use for an increased savings. Our commitment to savings doesn't end there. Engineered to reduce heat loss, the exclusive TemperLok™ insulation design traps warm air from pump operation between thick insulated cabinet sidewalls and our TemperBase™ solid insulated floor. The PDC Spas® swim spa is warmed with recycled heated air thereby reducing total energy consumption. Completing this efficient design is our cost saving, high density foam insulating cover, custom fit for a tight seal keeping warm air in and colder temperatures out. PDC Spas®' product line has met or exceeded the strict guidelines of energy usage according to the California Energy Commission (CEC) Title 20 energy use standards.

The PDC Spas® labor intensive shell construction of multiple layers of hand-rolled fiberglass and non-filled resins produce a shell so strong it is confidently backed with a 35 year warranty. We could reduce costs with alternative methods, but choose to go the extra mile producing a unit we are confident will exceed our customer's expectations.

Unmatched 35 Year Warranty

Rooted in a legacy of innovation and manufacturing expertise beginning over 6 decades ago, PDC Spas® remains committed to excellence in both product and customer support. Our leading 35 year warranty is assurance that you own the strongest, best built swim spa. Ownership is so much more than the purchase, it is knowing you have support of the company today and tomorrow. PDC Spas® stands apart with premium customer support you can rely on. Personalized never automated, our professional factory trained staff is there to answer everything from simple to technical questions.



ENVY OF THE NEIGHBORHOOD

So much more than a place for fitness, your swim spa is a retreat from hectic schedules and the chaos of daily life, an oasis in the convenience of home. Surround yourself with warm swirling water aglow with LED lighting for an atmosphere of calm and relaxation or experience swimming at night under a starry sky! Add wireless control and a Bluetooth® audio system for a backyard others will envy.

Highlights Lighting™

Take delight in the shimmer of Highlights Lighting™. A brilliant underwater main light and pin lights along with glowing cascading spouts complete this package. *Standard on all models.*

Oasis Lighting™

Turn your jetted swim spa into a sanctuary radiated with up to 13 topside controls and resistance jets lighted in a spectrum of color. *Optional on Summit™ and Synergy™ models.*



Eclipse Lighting™

The eye-catching Eclipse Lighting™ system sets the PermaWood™ cabinet aglow with sconces casting a soft light on all sides reflecting a style and elegance all of its own. *Optional on all models. Photo above top.*

BlueTune™ Audio System

Featuring marine-grade speakers and subwoofer for impressive clarity and volume, the BlueTune™ system features reliable Bluetooth® technology. Enjoy your favorite entertainment streaming from your mobile devices. *Optional on all swim spas. Not offered on Vitality™ fitness spas.*



WAVE™ Wireless Control

At a touch, from your sofa or across the globe, anywhere with internet connection, you have control of your swim spa functions with the WAVE™ wireless option. Be assured your swim spa is ready for a fitness session or a late night "me time". *Optional feature on all models.*

COMPLETE THE LOOK

From the glistening shell to the stylish cabinet design, your backyard becomes the pinnacle of good looks. As the center of attention, year-round, 365 days a year, your swim spa offers convenient at home relaxation and all the benefits of aquatic fitness for you and your family.

Enhance the beauty and add safety to any of these fine models with the optional MatTrax™ and MotionMat™. The slip-resistant, cushioned material for these options is custom fit, available in a standard or graphic design. The MotionMat™ is a perfect solution and economical choice for balance and safe-footing while jogging, walking, or any aquatic exercising while avoiding the high cost of a treadmill. Ensure step safety with the MatTrax™ option also offered in a standard or graphic design, offering a slip-resistant spa steps. *Graphic design shown right.*



Sterling Silver Marble Acrylic

LUSTROUS SHELL FINISH

The glistening Lucite® cast acrylic surface is formulated for a lifetime of satisfaction. Durable and resistant to stains and fading, this lustre finish maintains its sheen even in the harshest conditions.



Smoke PermaWood™

Willow PermaWood™

DURABLE CABINET FINISHES

The M Series™ cabinet design of maintenance free, durable PermaWood™ in a choice of Smoke Gray or Willow Brown with Rich Black corners and accenting trim offers a style not to go unnoticed.



COVER & LIFTER OPTIONS

Complete the look with the ASTM approved thermal, locking cover in Rich Black complementing the M Series™ cabinet design. Sloped for rain and snow runoff, tough marine-grade naugahyde wraps the insulating foam core center trapping heat. As an alternative to the standard PDC Spas® thermal cover, choose a rolling cover that may be a fit to your lifestyle and installation site. Contact your retailer for further details.

Devices assisting in stowing and removal of the cover range from the simple to install and economical Cover Shelf for convenient stowing at spa ends during use, or a hydraulic assist option providing an easier open and close, stowed upright at spa ends. *Standard cover and Cover Shelf shown in photo.*

HANDCRAFTED STAIR UNIT

Add safety and convenience to your spa with the matching Rich Black PermaWood™ stair unit. This custom unit is complete with shiny stainless steel cable rail, installed on the side of your choice to pair perfectly with your installation. This sturdy, safe unit adds the final touch to this exclusive spa collection.



VOTED

SWIM
SPA
OF THE
YEAR

BY TOPTENREVIEWS.COM



PDC[®] spas

PDC Spas[®] is proud to announce being voted swim spa of the year by an independent agency, Top 10 Reviews. Based on our product quality and line-up, backed with exceptional customer service and support, PDC won the highest honor in the industry.

TopTenREVIEWS
VOTED BEST SWIM SPA

TRUSWIM TSX SERIES



TruSwim® TSX Series *PROPULSION SWIM SPAS*

Unrivaled in performance, TruSwim® Series TSX swim spas will transform and improve your lifestyle with state of the art home fitness, hydrotherapy and relaxation. Delivering up to 5,000 gallons per minute, the patented, hydraulic TruSwim® dual propulsion system provides the strongest, widest, smoothest swimming area for a dynamic aquatic experience. This unique, adjustable current is designed to meet the demands of training athletes, beginner fitness enthusiasts, aquatic therapy or any fun filled day with family and friends.




TSX SmartTouch™ Control Center

This waterproof, menu-driven LCD touchscreen control uses simple icons for convenient access to propulsion power, lighting, therapy jets, filtration and other swim spa functions. This advanced center includes an extensive programming menu allowing for multiple user profiles, pre-set workout programs and personalized workout sessions with varying speeds and times.

TRUSWIM® COLLECTION

Revolutionizing the industry, our patented propulsion design in the TruSwim® Series swim spas offers an incomparable aquatic exercise experience! This exclusive USA made collection offers four models ranging in size from the space-conscious 15' to a full 19'. Choose a model in the TruSwim® line-up that best suits you and your lifestyle, for unrivaled premium year-round water workouts and a lifetime of industry-leading performance.



TRUSWIM TSX SERIES



TSX15 SPECIFICATIONS

Dimensions:	180" x 92" (457 cm x 234 cm)
Height:	56" (142 cm)
Fitness Length:	114" (289 cm)
Water Capacity:	2,420 gallons (8,479 L)
Weight: Dry/Full:	1,905 lbs. (864 kg.)/19,825 lbs. (8,993 kg.)
Propulsion System:	5,000 GPM Dual Prop Patented Design
Power Requirement:	50 amp
Therapy Pumps:	2HP
Reflections Jets:	8 therapy; full back, neck, shoulders & calves
LED Lighting:	Highlights LED Lighting™



TSX17 SPECIFICATIONS


Dimensions:	204" x 92" (518 cm x 234 cm)
Height:	56" (142 cm)
Fitness Length:	124" (314 cm)
Water Capacity:	2,420 gallons (9,160 L)
Weight: Dry/Full:	2,045 lbs. (927 kg.)/21,405 lbs. (9,546 kg.)
Propulsion System:	5,000 GPM Dual Prop Patented Design
Power Requirement:	50 amp
Therapy Pumps:	4HP
Reflections Jets:	18 therapy; full back, neck, shoulders & calves
LED Lighting:	Highlights LED Lighting™

STANDARD FEATURES

- Patented Dual Propulsion design for the widest, smoothest, most balanced exercise lane.
- EverPure2™ w/EverLite2™, advanced ozone & UV-C purification with exclusive indicator light.
- PowerFlo™ Filtration, no bypass, pressure side filter assures crystal clean water.
- TemperLok™ Energy Saver, unique design recycles pump heat for operation cost savings.
- TSX SmartTouch™ Menu Driven Touchscreen; multiple workouts and users.
- Stainless Steel 5KW heater, efficient & reliable, maintaining temp even in the coldest season.
- Customer Driven Shell Design, wide safe steps, barrier-free fitness area & body-hugging seats.
- Designer M Series Cabinet™, maintenance free PermaWood™, Smoke or Willow.
- Soothing Water Feature, 6 cascading water spouts enhance the experience with sound & sight.
- Reflections Jetting™, stainless trimmed adjustable hydrotherapy jets for massage action.
- AquaBar™, resistance end, stainless mounted grab bar assists in all exercise routines.
- Deluxe Thermal Cover, ASTM safety approved, locking, 3 year warranty, Rich Black.
- USA Made, 35 Year Warranty, designed, built and customer assisted from factory in PA.

OPTIONAL FEATURES

- Eclipse LED Lighting™, soft down-lighting surrounds cabinet walls.
- BlueTune™ Audio System, speakers, subwoofer for quality sound from mobile devices.
- WAVE™ Wireless Control, free app offers control from smart phones and tablets.
- MotionMat™, walk, jog on this cushioned mat eliminating high treadmill expense.
- MatTrax™, stair treads offer a gripping surface on step areas for added balance & safety.
- AquaForce™, pulley system for upper body and core fitness.
- AquaBalance™ Bars, side mounted stainless bars for balance and general exercising ease.



"Provides an opportunity for different currents, time intervals promoting general health and I can practice all 4 strokes for competition training. A swim spa is fun and challenging at the same time!"



TSX19 SPECIFICATIONS

Dimensions: 227" x 92" (577 cm x 234 cm)
Height: 56" (142 cm)
Fitness Length: 148" (375 cm)
Water Capacity: 2,700 gallons (10,220 l)
Weight: Dry/Full: 2,250 lbs. (1,020 kg.)/23,850 lbs. (10,818 kg.)
Propulsion System: 5,000 GPM Dual Prop Patented Design
Power Requirement: 50 amp
Therapy Pumps: 4HP
Reflections Jets: 18 therapy; full back, neck, shoulders & calves
LED Lighting: Highlights LED Lighting™



TSX219 SPECIFICATIONS

Dimensions: 227" x 92" (577 cm x 234 cm)
Height: 56" (142 cm)
Fitness Length: 102" (259 cm)
Water Capacity: 2,525 gallons (9,558 l)
Weight: Dry/Full: 2,735 lbs. (1,240 kg.)/22,935 lbs. (10,403 kg.)
Propulsion System: 5,000 GPM Dual Prop Patented Design
Power Requirement: 100 amp
Therapy Pumps: 8HP
Reflections Jets: 37 therapy; full back, neck, shoulders & calves
LED Lighting: Highlights LED Lighting™



SUMMIT SX SERIES



Summit™ SX Series PREMIUM JETTED SWIM SPAS

The newly released Summit™ Series is the pinnacle of home fitness and relaxation in jetted swim spas. This line-up of six unique models feature a trio of Elite Pro™ resistance jets for the most balanced, smoothest fitness lane a jetted unit can deliver. Powered with up to a full 30HP, the Summit™ Series guarantees the fitness and relaxation therapy sessions meet your expectations, and more.



SX SmartTouch™ Control Center

With the advanced SX SmartTouch™ control center, choose from 6 variable speed settings, programmable workout options and other convenient control and system functions. Simply select the desired icon to turn on/off Elite Pro™ swim jets, therapy seating jets or change the filtration cycles, temperature and more. Easy to use and reliable, the touch screen control technology is designed to keep operation simple and reliable.



SUMMIT™ COLLECTION

This premium jetted swim spa Summit™ Series collection of six models round out the line-up of USA made swim spas by PDC Spas®. Three Elite Pro™ powerful resistance jets provide a wide fitness lane, fully adjustable to meet the needs of fitness enthusiasts, to athletes to family fun and relaxation. From the 15' models to the SX219 models, there is one with the right fitness and relaxation options to fit your lifestyle and budget.



SUMMIT SX SERIES



SX15 SPECIFICATIONS

Dimensions:	180" x 92" (427 cm x 234 cm)
Height:	56" (142 cm)
Fitness Length:	112" (285 cm)
Water Capacity:	2,140 gallons (8,100 l.)
Weight: Dry/Full:	1,725 lbs. (782 kg.) / 18,845 lbs. (8,548 kg.)
Jet Pump System::	22HP, 4 pumps
Power Requirement:	50 amp
Reflections Jets:	36 therapy; full back, calves, shoulders & hips, Stand-up RX6™ massage columns. 3 Elite Pro™ fitness jets
LED Lighting:	Highlights LED Lighting™



SX15s SPECIFICATIONS

Dimensions:	180" x 92" (427 cm x 234 cm)
Height:	56" (142 cm)
Fitness Length:	130" (330 cm)
Water Capacity:	2,240 gallons (8,479 l.)
Weight: Dry/Full:	1,725 lbs. (782 kg.) / 18,845 lbs. (8,548 kg.)
Jet Pump System::	22HP, 4 pumps
Power Requirement:	50 amp
Reflections Jets:	20 therapy; full back, calves, shoulders & hips, Stand-up RX6™ massage columns, 3 Elite Pro™ fitness jets
LED Lighting:	Highlights LED Lighting™

STANDARD FEATURES

Elite Pro™ Jets, powerful resistance jets, adjustable and directional.
EverPure2™ w/EverLite2™, advanced ozone & UV-C purification with exclusive indicator light.
Pristine™ Filtration, thorough and reliable suction side filtration.
TemperLok™ Energy Saver, unique design recycles pump heat for operation cost savings.
SX SmartTouch™, Menu Driven Touch Screen; lighted screen, programmable.
RX6™ Massage Columns, standing therapy for shoulders, back and hips.
Stainless Steel 5KW heater, efficient & reliable, maintaining temp even in the coldest season.
Customer Driven Shell Design, wide safe steps, barrier-free fitness area & body-hugging seats.
Designer M Series Cabinet™, maintenance free PermaWood™, Smoke or Willow.
Soothing Water Feature, 6 cascading water spouts enhance the experience with sound & sight.
Reflections Jetting™, stainless trimmed adjustable hydrotherapy jets for massage action.
AquaBar™, resistance end, molded grab bar assists in all exercise routines.
AquaCross™ tether resistance fitness system for swimming and wide range of aquatic exercise.
Deluxe Thermal Cover, ASTM safety approved, locking, 3 year warranty. Rich Black.
USA Made, 35 Year Warranty, designed, built and customer assisted from factory in PA.

OPTIONAL FEATURES

Oasis LED Lighting™, air controls, diverters aglow.
Eclipse LED Lighting™, soft down-lighting surrounds cabinet walls.
BlueTune™ Audio System, speakers, subwoofer for quality sound from mobile devices.
WAVE™ Wireless Control, free app offers control from smart phones and tablets.
MotionMat™, walk, jog on this cushioned mat eliminating a high treadmill expense.
MatTrax™, stair treads offer a gripping surface on step areas for added balance & safety.
AquaForce™, pulley system for upper body and core fitness.
AquaBalance™ Bars, side mounted stainless bars for balance and general exercising ease.



"Great workout in a short time and you don't have to be a great swimmer to take advantage of the benefits of exercising in water. Walking, jogging, weights; a swim spa is very versatile. Something anyone can do! Thumbs up!!"



SX17 SPECIFICATIONS

Dimensions: 204" x 92" (278 cm x 234 cm)
Height: 56" (142 cm)
Fitness Length: 136" (245 cm)
Water Capacity: 2,420 gallons (9,161 l)
Weight: Dry/Full: 1,860 lbs. (844 kg.) / 21,220 lbs. (9,625 kg.)
Jet Pump System: 22HP, 4 pumps
Power Requirement: 50 amp
Reflections Jets: 36 therapy; full back, calves, shoulders & hips, Stand-up RX6™ massage columns. 3 Elite Pro™ fitness jets
LED Lighting: Highlights LED Lighting™



SX19 SPECIFICATIONS

Dimensions: 227" x 92" (578 cm x 234 cm)
Height: 56" (142 cm)
Fitness Length: 160" (406 cm)
Water Capacity: 2,700 gallons (10,221 l)
Weight: Dry/Full: 2,065 lbs. (937 kg.) / 23,665 lbs. (10,734 kg.)
Jet Pump System: 22HP, 4 pumps
Power Requirement: 50 amp
Reflections Jets: 36 therapy; full back, calves, shoulders & hips, Stand-up RX6™ massage columns. 3 Elite Pro™ fitness jets
LED Lighting: Highlights LED Lighting™





SX219 SPECIFICATIONS

Dimensions:	227" x 92" (578 cm x 234 cm)
Height:	56" (142 cm)
Fitness Length:	100" (254 cm)
Water Capacity:	2,425 gallons (9,180 l.)
Weight: Dry/Full:	2,550lbs. (1,157 kg.) / 21,950 lbs. (9,956 kg.)
Jet Pump System::	18HP fitness zone, 12HP hot tub zone, 6 pumps
Power Requirement:	100 amp
Reflections Jets:	65 therapy; full back, calves, shoulders & hips, Stand-up RX6™ massage columns. 3 Elite Pro™ fitness jets
LED Lighting:	Highlights LED Lighting™



SX219s SPECIFICATIONS

Dimensions:	227" x 92" (578 cm x 234 cm)
Height:	56" (142 cm)
Fitness Length:	118" (300 cm)
Water Capacity:	2,525 gallons (9,558 l.)
Weight: Dry/Full:	2,550lbs. (1,157 kg.)/22,750 lbs. (10,319 kg.)
Jet Pump System::	18HP fitness zone, 12HP hot tub zone, 6 pumps
Power Requirement:	100 amp
Reflections Jets:	49 therapy; full back, calves, shoulders & hips, Stand-up RX6™ massage columns. 3 Elite Pro™ fitness jets
LED Lighting:	Highlights LED Lighting™

STANDARD FEATURES

- Elite Pro™ Jets, powerful resistance jets, adjustable and directional.
- EverPure2™ w/EverLite2™, advanced ozone & UV-C purification with exclusive indicator light.
- Pristine™ Filtration, thorough and reliable suction side filtration.
- TemperLok™ Energy Saver, unique design recycles pump heat for operation cost savings.
- SX SmartTouch™, Menu Driven Touch Screen; lighted screen, programmable.
- RX6™ Massage Columns, standing therapy for shoulders, back and hips.
- Stainless Steel 5KW heater, efficient & reliable, maintaining temp even in the coldest season.
- Customer Driven Shell Design, wide safe steps, barrier-free fitness area & body-hugging seats.
- Designer M Series Cabinet™, maintenance free PermaWood™, Smoke or Willow.
- Soothing Water Feature, 6 cascading water spouts enhance the experience with sound & sight.
- Reflections Jetting™, stainless trimmed adjustable hydrotherapy jets for massage action.
- AquaBar™, resistance end, molded grab bar assists in all exercise routines.
- AquaCross™ tether resistance fitness system for swimming and wide range of aquatic exercise.
- Deluxe Thermal Cover, ASTM safety approved, locking, 3 year warranty. Rich Black.
- USA Made, 35 Year Warranty, designed, built and customer assisted from factory in PA.

OPTIONAL FEATURES

- Oasis LED Lighting™, air controls, diverters aglow.
- Eclipse LED Lighting™, soft down-lighting surrounds cabinet walls.
- BlueTune™ Audio System, speakers, subwoofer for quality sound from mobile devices.
- WAVE™ Wireless Control, free app offers control from smart phones and tablets.
- MotionMat™, walk, jog on this cushioned mat eliminating a high treadmill expense.
- MatTrax™, stair treads offer a gripping surface on step areas for added balance & safety.
- AquaForce™, pulley system for upper body and core fitness.
- AquaBalance™ Bars, side mounted stainless bars for balance and general exercising ease.



"We are LOVING our swim spa. I am using it every day. My arthritis doctor said it is the best thing I could have ever done for my health. My joints are feeling better. My husband loves the jetted seat. This is the best investment I have made for my health!"



SUMMIT SX SERIES

SYNERGY FX SERIES



SYNERGY™ FX Series *JETTED SWIM SPAS*

Offering family fun, aquatic exercise and relaxation, Synergy™ Series FX swim spas create an inviting backyard oasis without the hassle or expense of owning a traditional swimming pool. Each model is powered by industry leading resistance jets and provides ample space for a full stride swim routine, limitless family fun or a calming night under the stars. Versatile and convenient, a Synergy™ Series swim spa will provide the perfect combination of leisure and wellness, delivering comfort and balance to your home.




FX ProView™ Control Center

Standard on all Synergy™ FX Series models, the FX ProView™ control center provides reliable swim spa performance and operation control in an easy to program format. A simple touch of a button is all that is needed to adjust temperature, lighting, therapy jets, filtration and other spa functions so you can relax, and enjoy your new swim spa with peace of mind.

SYNERGY™ COLLECTION

The PDC Spas® Synergy™ FX Series swim spas unite the luxurious relaxation of hydrotherapy with the health benefits of year-round aquatic fitness. All six models in the Synergy™ Series offer comfortable body-sculpted seating and spacious fitness zone. An advanced, fully adjustable resistance current from two powerful Elite Pro™ jets take the benefits of wellness at home to entirely new levels.



SYNERGY FX SERIES



FX15 SPECIFICATIONS

Dimensions:	180" x 92" (457 cm x 234 cm)
Height:	56" (142 cm)
Fitness Length:	112" (285 cm)
Water Capacity:	2,140 gallons (8,100 l.)
Weight: Dry/Full:	1,645 lbs. (746 kg.) / 18,765 lbs. (8,511 kg.)
Power Requirement:	50 amp
Jet Pump System:	16HP, 3 pumps
Reflections Jets:	36 therapy; full back, calves, shoulders & hips, stand up RX6™ massage columns, 2 Elite Pro™ fitness jets
LED Lighting:	Highlights LED Lighting™



FX15s SPECIFICATIONS

Dimensions:	180" x 92" (457 cm x 234 cm)
Height:	56" (142 cm)
Fitness Length:	130" (285 cm)
Water Capacity:	2,240 gallons (8,479 l.)
Weight: Dry/Full:	1,645 lbs. (746 kg.)/19,565 lbs. (8,875 kg.)
Power Requirement:	50 amp
Jet Pump System:	14HP, 3 pumps
Reflections Jets:	20 therapy; full back, calves, shoulders & hips, stand up RX6™ massage columns, 2 Elite Pro™ fitness jets
LED Lighting:	Highlights LED Lighting™

STANDARD FEATURES

Elite Pro™ Jets, powerful resistance jets, adjustable and directional.
EverPure2™ w/EverLite2™, advanced ozone & UV-C purification with exclusive indicator light.
Pristine™ Filtration, thorough and reliable suction side filtration.
TemperLok™ Energy Saver, unique design recycles pump heat for operation cost savings.
FX Proview™, Digital Control Center; full function, large lighted screen, programmable.
RX6™ Massage Columns, standing therapy for shoulders, back and hips.
Stainless Steel 5KW heater, efficient & reliable, maintaining temp even in the coldest season.
Customer Driven Shell Design, wide safe steps, barrier-free fitness area & body-hugging seats.
Designer M Series Cabinet™, maintenance free PermaWood™, Smoke or Willow.
Soothing Water Feature, 6 cascading water spouts enhance the experience with sound & sight.
Reflections Jetting™, stainless trimmed adjustable hydrotherapy jets for massage action.
AquaBar™, resistance end, molded grab bar assists in all exercise routines.
AquaCross™ tether resistance fitness system for swimming and wide range of aquatic exercise.
Deluxe Thermal Cover, ASTM safety approved, locking, 3 year warranty. Rich Black.
USA Made, 35 Year Warranty, designed, built and customer assisted from factory in PA.

OPTIONAL FEATURES

Oasis LED Lighting™, air controls, diverters aglow.
Eclipse LED Lighting™, soft down-lighting surrounds cabinet walls.
BlueTune™ Audio System, speakers, subwoofer for quality sound from mobile devices.
WAVE™ Wireless Control, free app offers control from smart phones and tablets.
MotionMat™, walk, jog on this cushioned mat eliminating a high treadmill expense.
MatTrax™, stair treads offer a gripping surface on step areas for added balance & safety.
AquaForce™, pulley system for upper body and core fitness.
AquaBalance™ Bars, side mounted stainless bars for balance and general exercising ease.



"The spa has been even better than we had hoped for. The installer said it was one of the highest quality spas he had ever installed. We are super impressed with all of the features. Everyone I have spoken with at PDC has been awesome! Top notch for sure!"



FX17 SPECIFICATIONS

Dimensions: 204" x 92" (518 cm x 234 cm)
Height: 56" (142 cm)
Fitness Length: 136" (245 cm)
Water Capacity: 2,420 gallons (9,161 l.)
Weight: Dry/Full: 1,784 lbs. (810 kg.)/21,144 lbs. (9,591 kg.)
Power Requirement: 50 amp
Jet Pump System: 16 HP, 3 pumps
Reflections Jets: 36 therapy; full back, calves, shoulders & hips, stand up RX6™ massage columns, 2 Elite Pro™ fitness jets
LED Lighting: Highlights LED Lighting™



FX19 SPECIFICATIONS

Dimensions: 227" x 92" (577 cm x 234 cm)
Height: 56" (142 cm)
Fitness Length: 160" (406 cm)
Water Capacity: 2,700 gallons (10,221 l.)
Weight: Dry/Full: 1,990 lbs. (903 kg.)/23,590 lbs. (10,700 kg.)
Power Requirement: 50 amp
Jet Pump System: 16HP, 3 pumps
Reflections Jets: 36 therapy; full back, calves, shoulders & hips, stand up RX6™ massage columns, 2 Elite Pro™ fitness jets
LED Lighting: Highlights LED Lighting™



SYNERGY FX SERIES



FX219 SPECIFICATIONS

Dimensions:	227" x 92" (577 cm x 234 cm)
Height:	56" (142 cm)
Fitness Length:	100" (254 cm)
Water Capacity:	2,425 gallons (9,180 l.)
Weight: Dry/Full:	2,475 lbs. (1,123 kg.)/21,875 lbs. (9,922 kg.)
Power Requirement:	100 amp
Jet Pump System:	12HP fitness zone, 12HP hot tub zone, 5 pumps
Reflections Jets:	65 therapy; full back, calves, shoulders & hips, stand up RX6™ massage columns, 2 Elite Pro™ fitness jets
LED Lighting:	Highlights LED Lighting™



FX219s SPECIFICATIONS

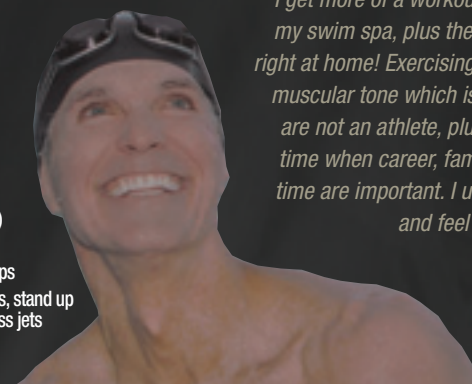
Dimensions:	227" x 92" (577 cm x 234 cm)
Height:	56" (142 cm)
Fitness Length:	118" (300 cm)
Water Capacity:	2,525 gallons (9,558l.)
Weight: Dry/Full:	2,475 lbs. (1,123 kg.)/22,675 lbs. (10,285 kg.)
Power Requirement:	100 amp
Jet Pump System:	12HP fitness zone, 12HP hot tub zone, 5 pumps
Reflections Jets:	49 therapy; full back, calves, shoulders & hips, stand up RX6™ massage columns, 2 Elite Pro™ fitness jets
LED Lighting:	Highlights LED Lighting™

STANDARD FEATURES

Elite Pro™ Jets, powerful resistance jets, adjustable and directional.
EverPure2™ w/EverLite2™, advanced ozone & UV-C purification with exclusive indicator light.
Pristine™ Filtration, thorough and reliable suction side filtration.
TemperLok™ Energy Saver, unique design recycles pump heat for operation cost savings.
FX Proview™, Digital Control Center; full function, large lighted screen, programmable.
RX6™ Massage Columns, standing therapy for shoulders, back and hips.
Stainless Steel 5KW heater, efficient & reliable, maintaining temp even in the coldest season.
Customer Driven Shell Design, wide safe steps, barrier-free fitness area & body-hugging seats.
Designer M Series Cabinet™, maintenance free PermaWood™, Smoke or Willow.
Soothing Water Feature, 6 cascading water spouts enhance the experience with sound & sight.
Reflections Jetting™, stainless trimmed adjustable hydrotherapy jets for massage action.
AquaBar™, resistance end, molded grab bar assists in all exercise routines.
AquaCross™ tether resistance fitness system for swimming and wide range of aquatic exercise.
Deluxe Thermal Cover, ASTM safety approved, locking, 3 year warranty. Rich Black.
USA Made, 35 Year Warranty, designed, built and customer assisted from factory in PA.

OPTIONAL FEATURES

Oasis LED Lighting™, air controls, diverters aglow.
Eclipse LED Lighting™, soft down-lighting surrounds cabinet walls.
BlueTune™ Audio System, speakers, subwoofer for quality sound from mobile devices.
WAVE™ Wireless Control, free app offers control from smart phones and tablets.
MotionMat™, walk, jog on this cushioned mat eliminating a high treadmill expense.
MatTrax™, stair treads offer a gripping surface on step areas for added balance & safety.
AquaForce™, pulley system for upper body and core fitness.
AquaBalance™ Bars, side mounted stainless bars for balance and general exercising ease.



"I get more of a workout in a shorter time with my swim spa, plus the convenience of being right at home! Exercising in water builds balance muscular tone which is important even if you are not an athlete, plus balances your daily time when career, family time and personal time are important. I use it almost every day and feel better!"



SYNERGY FX SERIES

Vitality™ SL Series *JETTED FITNESS SPAS*

Newly released fitness series spas in three distinct models offer all the benefits of aquatic exercise for those with their waistline and wallet in mind. The Elite Pro™ Jet offers adjustable resistance to walk, jog, run, lift weights and experience the benefits of our AquaForce™ pulley trainer. Or, choose to simply relax in the warm swirling waters with family and friends, enjoying your backyard year round.



SL ACCENT™ CONTROL CENTER

The Vitality™ fitness series models feature a simple to operate control center. This backlit digital control is easily programmed to operate features and settings, such as lighting and temperature and pump power. The SL Accent™ control offers reliable operation for years of enjoyment.



STANDARD FEATURES

Elite Pro™ Jet, powerful resistance jet, adjustable and directional.
EverPure2™ w/ EverLite2™, advanced ozone & UV-C purification with exclusive indicator light.
Pristine™ Filtration, thorough and reliable suction side filtration.
TemperLok™ Energy Saver, unique design recycles pump heat for operation cost savings.
SL Accent™ Digital Control Center; full function, lighted window, programmable
5KW heater, efficient & reliable, maintaining temp even in the coldest season.
Designer M Series Cabinet™, maintenance free PermaWood™, Smoke or Willow.
Reflections Jetting™, stainless trimmed adjustable hydrotherapy jets for massage action.
AquaBar™, resistance end, molded grab bar assists in all exercise routines.
AquaForce™ pulley system for upper body and core fitness.
Deluxe Thermal Cover, ASTM safety approved, locking, 3 year warranty, Rich Black.
USA Made, 35 Year Warranty, designed, built and customer assisted from factory in PA.

OPTIONAL FEATURES

Eclipse LED Lighting™, soft down-lighting surrounds cabinet walls.
WAVE™ Wireless Control, free app offers control from smart phones and tablets.
MotionMat™, walk, jog on this cushioned mat eliminating high treadmill expense.
MatTrax™, stair treads offer a gripping surface on step areas for added balance & safety.
AquaCross™, tether resistance fitness system for swimming & wide range of exercises.
AquaBalance™ Bars, side mounted stainless bars for balance and general exercising ease.



"Thank you everybody at PDC for all you've done to make our spa choice a great one! We love our model and it functions perfect and shows quality. Thank you for a great product!"



SL12s SPECIFICATIONS

Dimensions: 144" x 92" (366 cm x 234 cm)
Height: 56" (142 cm)
Fitness Length: 94" (193 cm)
Water Capacity: 1,792 gallons (6,784l.)
Weight: Dry/Full: 1,316 lbs. (597 kg.)/15,652 lbs. (7,256 kg.)
Power Requirement: 50 amp
Jet Pump System: 6HP, 1 pump
Reflections Jets: 18 therapy; full back, calves, shoulders & hips, Stand up RX6™ massage columns, Elite Pro™ fitness jet
LED Lighting: Highlights LED Lighting™



SL15 SPECIFICATIONS

Dimensions: 180" x 92" (457 cm x 234 cm)
Height: 56" (142 cm)
Fitness Length: 112" (284 cm)
Water Capacity: 2,180 gallons (8,252 l.)
Weight: Dry/Full: 1,570 lbs. (712 kg.)/19,010 lbs. (8,623 kg.)
Power Requirement: 50 amp
Jet Pump System: 6HP, 1 pump
Reflections Jets: 24 therapy; full back, calves, shoulders Elite Pro™ fitness jet
LED Lighting: Highlights LED Lighting™



SL15s SPECIFICATIONS

Dimensions: 180" x 92" (457 cm x 234 cm)
Height: 56" (142 cm)
Fitness Length: 130" (330 cm)
Water Capacity: 2,240 gallons (8,479 l.)
Weight: Dry/Full: 1,570 lbs. (712 kg.)/19,490 lbs. (8,841 kg.)
Power Requirement: 50 amp
Jet Pump System: 6HP, 1 pump
Reflections Jets: 18 therapy; full back, calves, shoulders & hips, stand up RX6™ massage columns, Elite Pro™ fitness jet
LED Lighting: Highlights LED Lighting™



Plastic Development Company, Inc
3743 West Fourth Street
Post Office Box 4007
Williamsport, PA 17701 USA
800.451.1420
pdcspas.com



TO TopTenREVIEWS
VOTED BEST SWIM SPA

© 2020 Plastic Development Company, Inc. All rights reserved. Printed in USA. Measurements, specifications, design and colors are subject to change without notice as an ongoing process to further enhance the product. Not all features are available on all products. Log onto www.pdcspas.com for continuing updated product information. International 50HZ models may vary in specifications and features. PDC Spas and TruSwim are registered trademarks. Synergy Series, Vitality Series TemperLok, PowerFlo, Pristine Filtration, AquaBar, BlueTune, Eclipse2 Lighting, M Series Cabinet, Reflections Jetting, Synergy Pro Jets, TemperBase, EverPure2, EverLite2, BlueTune, Highlights Lighting, Oasis Lighting, Eclipse Lighting, WAVE, AquaForce, AquaCross, Elite Pro, MotionMat, are trademarks of Plastic Development Company, Inc. Plastic Development Company, Inc. manufactures under several patents in the United States and Canada. All spas to be installed by a licensed electrician in accordance to all national and local codes. Spa use must be enjoyed within certain safety parameters regarding temperature, pregnancy, medication, alcohol use and no diving to mention a few. Refer to owners manual for detailed guidelines.